

Sometimes, one-on-one help is best.

Stuck? We are here to help with any issue that won't let you download or stream your content. Bring your device to us and we'll get you up and running!

Our librarians can do that, and more.

Take advantage of a one-hour appointment by filling out a Librarian by Appointment form and turning it in at the Reference Desk. A librarian will get in touch with you to set up an appointment.

Note: You must be 18 years or older and a Cherry Hill Public Library card holder in good standing to use this service.



CHERRY HILL  
PUBLIC LIBRARY  
THE HEART OF TOWN

## Library Hours

Monday-Wednesday  
10:00 a.m.-9:00 p.m.

Thursday-Saturday  
10:00 a.m.-5:00 p.m.

Sunday\*  
1:00 p.m.-5:00 p.m.

1100 Kings Highway North  
Cherry Hill, NJ 08034  
856.667.0300  
www.chplnj.org  
info@chplnj.org

*\*PLEASE NOTE: The Library is closed on Sundays from mid-June through mid-September and the end of November through mid-January. Check our online calendar for specific dates.*

# Libby by OverDrive

Learn how to download digital books and audiobooks — anytime, anywhere!



CHERRY HILL  
PUBLIC LIBRARY  
THE HEART OF TOWN



## Meet Libby.



The free Libby app is the easiest way to get started with digital books and audiobooks from the Library. Libby is available for Android, iOS, Windows 10, some Chromebooks, and in your browser at [libbyapp.com](http://libbyapp.com).

## LENDING PERIODS

Digital books & audiobooks—21 days

Running out of time to finish your item?

You may renew items as long as no other users have holds on them.

You may borrow up to 8 items at a time. You may place holds on items that are currently checked out to other users.

Titles are automatically returned and removed from your device at the end of the lending period.

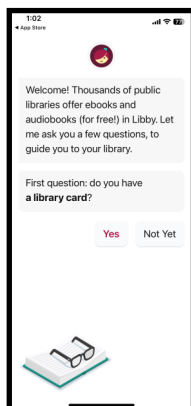
# GETTING STARTED

## STEP 1



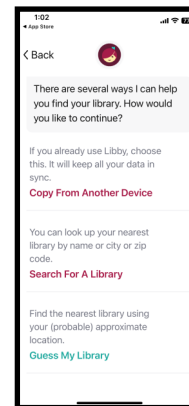
Install the Libby app from your device's app store. Or, visit [libbyapp.com](http://libbyapp.com) in your internet browser. For the Kindle Fire app, Libby is now available to download from the Amazon Appstore. Please visit our website for instructions on using Libby with a Kindle Paperwhite.

## STEP 2



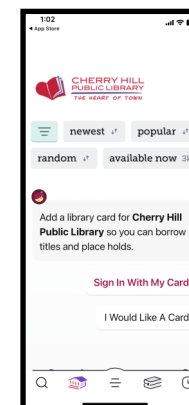
Once installed, open the app and tap **“Yes”** for the first question. If you do not have a library card, please stop by the Circulation Desk.

## STEP 3



On the next screen, select a method of finding the Library. Tap on **“Search for a Library.”** Type in your Cherry Hill zip code to see a list of matching libraries. Select **Cherry Hill Public Library.**

## STEP 4



On the next screen, enter your library card number and tap **“Sign in with My Card.”** Type in your library card number.

## STEP 5

Now you can set your app preferences, search for, borrow, and put items on hold!